

HIGHER SECONDARY EXAMINATION RESULTS

MARCH 2019

GENERAL INFORMATION

369238 school going regular students appeared for the Higher Secondary Examination, March 2019 from **2047** schools and **311375** became eligible for higher studies (EHS), the percentage of results for this year being **84.33**, last year the percentage was **83.75**. The department congratulates especially the **183** candidates who secured 1200 scores out of 1200 and the **14244** students who got A+ in all subjects.

Result statistics reveal that of the **195577** girls who took the exam, **178264 (91.15%)** became eligible for higher studies, while from among the **175159** boys **134174 (76.60%)** qualified for higher studies. The statistics for the various streams show that in the science stream **154112 (86.04%)** candidates qualified for higher studies from the **179114** who took the exam, while in the humanities stream it is **60681 (79.82%)** candidates out of **76022**. And in the commerce stream **96582 (84.65%)** candidates qualified for higher studies among the **114102** candidates who appeared for the exam.

In the sector wise results the Aided sector tops with **86.36%** (out of **187296** candidates **161751** qualified for higher studies) followed by the Government sector **83.04%** (**129118** candidates out of **155487** became eligible for higher studies). In the unaided sector the percentage of E.H.S is **77.34** (**20289** candidates qualified for higher studies out of **26235**).

Eligibility for higher studies is D+ or above grade for all subjects with 30% scores in theory alone and an aggregate total of 30% in theory, practical evaluation and continuous evaluation taken together.

Double valuation was done for the answer scripts of Physics, Chemistry and Mathematics. The tabulations of all subjects were done online.

Among the districts, **Kozhikode** District with a percentage of **87.44** tops the list while **Pathanamthitta** is the district with the lowest percentage ie. **78%**. **Malappuram** District tops the list with **1865** candidates scoring A+ grade in all subjects.

Among the schools **St. Mary's HSS Pattom** presented the highest number of candidates for the exam ie. **802** and came out with a pass percentage of **94.91%** followed by **SVHSS Palemaed (712 candidates 89.81%)** and **MSM HSS Kallingalparamba, Malappuram (706 Candidates 94.62%)**

In addition to **371418** school going regular students, students from the following categories also appeared for higher secondary examination, March 2019.

a. TECHNICAL STREAM

The Technical Stream of the Higher Secondary Course is run by technical schools. In the technical Stream **1420** candidates took the higher secondary examination, March 2019 from **15** technical schools. **990** Candidates became eligible for higher studies, the pass percentage being **69.72**. Last year it was **76.77 %**. Among the technical stream students who became eligible for higher studies **33** secured A+ in all subjects.

b. ART STREAM

The Art Stream is conducted in the Kalamandalam Art School. This year **78** students appeared for the higher secondary examination and **73** qualified for higher studies. The pass percentage is **93.59**.

c. SCOLE KERALA

58895 candidates appeared for the higher secondary examination, March 2019 in various streams through State Council for Open and Life Long Education (SCOLE) and **25610** qualified for higher studies. The percentage of results is **43.48** Last year it was **37.51**. Among the students who were presented by the SCOLE, **140** secured A+ in all subjects.

d. PRIVATE COMPARTMENTAL CANDIDATES

Candidates of March 2010 to March 2018 higher secondary examinations who failed to attain D+ or above grades for all subjects and who had attended the first year higher secondary improvement examination in July 2018 also registered for March 2019 examination as private compartmental candidates. Out of **19764** students in this category, **6924** students qualified for higher studies (**35.03%**).

SAY/IMPROVEMENT EXAMINATION

Those students who registered and appeared for the first time in the HSE 2019 March and failed to obtain sufficient grade for a pass in any subject can apply for the SAY examination to obtain D+ and above in such subjects. Those who appeared as old syllabus candidates and obtained D+ or above in 5 subjects and remained in- eligible in one subject can appear for the SAY examination to become eligible for higher studies. Old Syllabus candidates who remain ineligible for more than one subject cannot apply for SAY examination. Those students who appeared for the examination for the first time in March 2019 and obtained D+ or above in all subjects can also appear for any one subject at the SAY/Improvement examination so as to improve the grade obtained in that subject.

The 2019 SAY/IMP examination will be conducted from 10/06/2019 to 17/06/2019. The notification for the examination will be issued on 08/05/2019 and students who desire to appear for the examination shall submit the application in the schools in which they appeared for the March 2019 examination.

REVALUATION/PHOTOCOPY/SCRUTINY of Answer Scripts

The students can apply for revaluation/photocopy/scrutiny of all subjects except (Physics, Chemistry and Mathematics) of March 2019 examination from 08/05/2019 onwards. The cutoff date for the submission of application is 15/05/2019. The uploading link for the same will be available to schools till 17/05/2019.

The department acknowledges the services rendered by the Higher Secondary School Teachers, Principals, Lab Assistants, Staff members of the Higher Secondary Directorate, Regional Deputy Directors, District Coordinators, Assistant Coordinators, DDs, DPI, VHSE, General Education Department, NIC, System Managers, Kerala State IT Mission, Police Department, Postal Department and BSNL to facilitate an error free declaration of results. Last but not the least sincere thanks are also due to the media and media persons who always supported us throughout the conduct of examination and valuation.

Thiruvananthapuram
08/05/2019

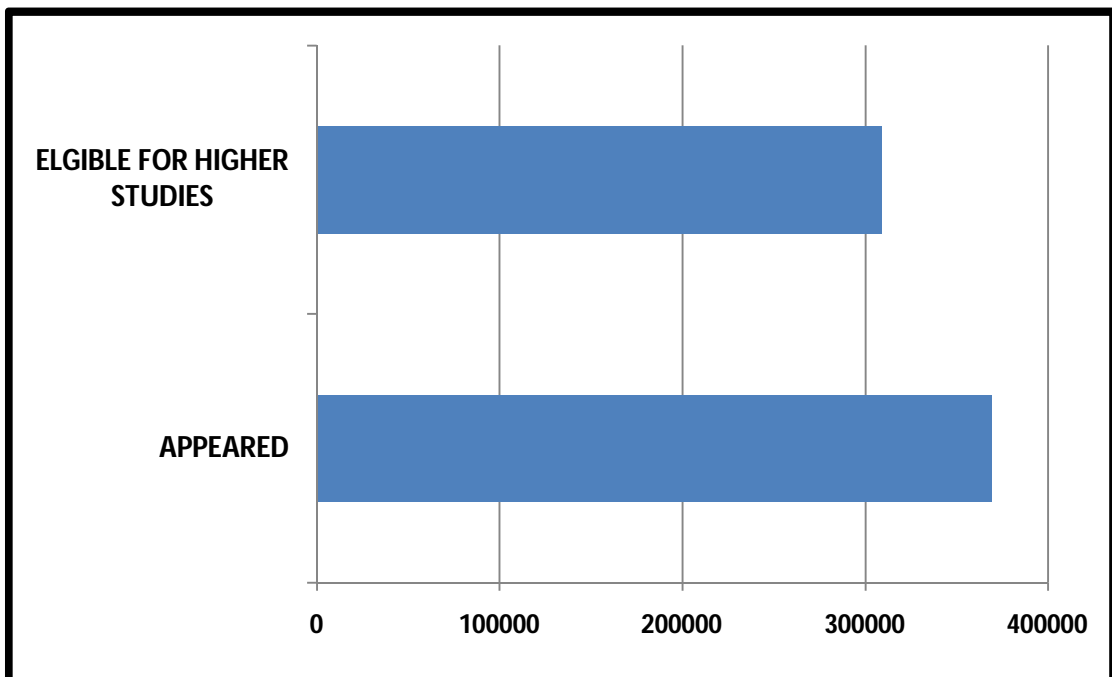
Dr. S. S. VIVEKANANDAN
Secretary and Joint Director
Board of Higher Secondary
Examinations, Kerala

HIGHER SECONDARY EXAMINATION, MARCH 2019

3. RESULT AT A GLANCE

(School Going – Regular)

REGISTERED	APPEARED	ELIGIBLE FOR HIGHER STUDIES	AGGREGATE PERCENTAGE
371418	369238	311375	84.33



HIGHER SECONDARY EXAMINATION, MARCH 2019

4. ABSTRACT OF RESULTS

CANDIDATE TYPE	REGISTERED	APPEARED	ELGIBLE FOR HIGHER STUDIES	% OF EHS
SCHOOL GOING	371418	369238	311375	84.33
TECHNICAL SCHOOL	1424	1420	990	69.72
ART SCHOOL	80	78	73	93.59
OPEN SCHOOL	60336	58895	25610	43.48
Compartmental	25845	19764	6924	35.03

HIGHER SECONDARY EXAMINATION, MARCH 2019

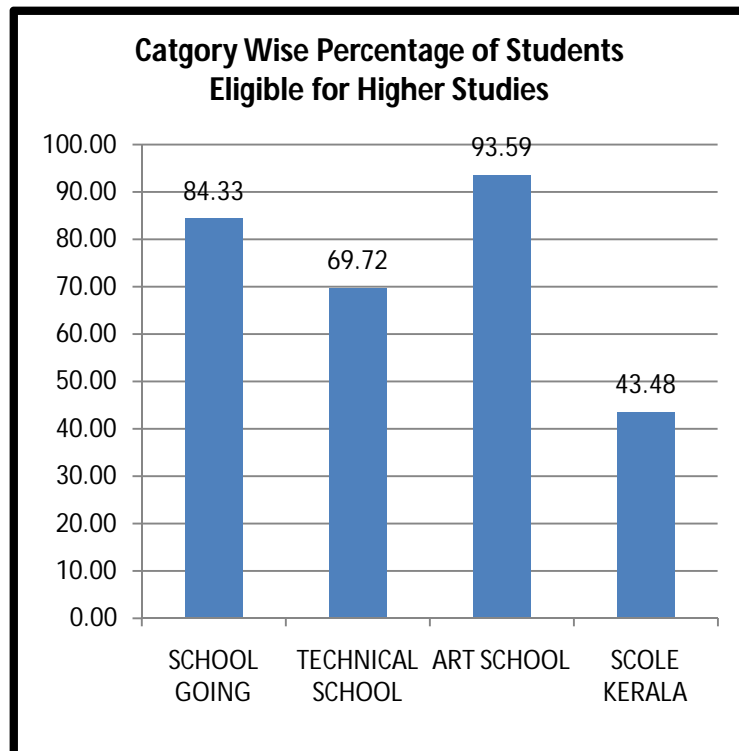
5. SCHOOL CATEGORY WISE RESULTS (School Going)

School Category	No. of Schools	Registered	Appeared	Eligible for Higher studies	% EHS
Government	827	156590	155487	129118	83.04
Aided	856	188198	187296	161751	86.36
Technical	15	1424	1420	990	69.72
Special	10	220	220	217	98.64
Un-Aided	354	26410	26235	20289	77.34
Kalamandalam (Art)	1	80	78	73	93.59

HIGHER SECONDARY EXAMINATION, MARCH 2019

6. ABSTRACT OF RESULTS (Category wise)

STUDY TYPE	GROUP	REGISTERED	APPEARED	ELIGIBLE FOR HIGHER STUDIES	AGGREGATE PERCENTAGE
HIGHER SECONDARY SCHOOLS	SCIENCE	179950	179114	154112	86.04
	HUMANITIES	76715	76022	60681	79.82
	COMMERCE	114753	114102	96582	84.65
	TOTAL	371418	369238	311375	84.33
TECHNICAL SCHOOL		1424	1420	990	69.72
ART SCHOOL		80	78	73	93.59
OPEN SCHOOL	SCIENCE	1175	1160	991	85.43
	HUMANITIES	33764	32899	14658	44.55
	COMMERCE	25397	24836	9961	40.11
	TOTAL	60336	58895	25610	43.48
COMPARTMENTAL		25845	19764	6924	35.03



HIGHER SECONDARY EXAMINATION, MARCH 2019

7. CONSOLIDATED STATISTICS (School Going Regular, Technical, Arts)

Category	Group	Registered	Appeared	Total Eligible	A+ in all Subjects	A and above	B+ and above	B and above	C+ and above	C and above	D+ and above	D grade	E grade
BOYS	SCIENCE	78746	78205	62778	2717	5152	7403	11232	16361	19387	526	15107	320
	HUMANITIES	35848	35390	23745	171	346	781	2181	5956	13319	991	11239	406
	COMMERCE	60905	60447	46892	719	2094	4094	7570	13069	18538	808	13269	286
	TECHNICAL	1077	1073	720	17	27	57	93	266	250	10	350	3
	ART	45	44	39				1	13	24	1	5	
	TOTAL	176621	175159	134174	3624	7619	12335	21077	35665	51518	2336	39970	1015
GIRLS	SCIENCE	101204	100909	91334	7376	13008	15342	18435	20335	16724	114	9534	41
	HUMANITIES	40867	40632	36936	863	1984	3960	7532	11451	11000	146	3620	76
	COMMERCE	53848	53655	49690	2398	5997	9186	11636	11567	8851	55	3898	67
	TECHNICAL	347	347	270	16	26	42	48	88	50		77	
	ART	35	34	34	1	7	2	7	16	1			
	TOTAL	196301	195577	178264	10654	21022	28532	37658	43457	36626	315	17129	184
TOTAL	SCIENCE	179950	179114	154112	10093	18160	22745	29667	36696	36111	640	24641	361
	HUMANITIES	76715	76022	60681	1034	2330	4741	9713	17407	24319	1137	14859	482
	COMMERCE	114753	114102	96582	3117	8091	13280	19206	24636	27389	863	17167	353
	TECHNICAL	1424	1420	990	33	53	99	141	354	300	10	427	3
	ART	80	78	73	1	7	2	8	29	25	1	5	0
	TOTAL	372922	370736	312438	14278	28641	40867	58735	79122	88144	2651	57099	1199

HIGHER SECONDARY EXAMINATION, MARCH 2019

8. CONSOLIDATED STATISTICS (Open School Regular)

Category	Group	Registered	Appeared	Total Eligible	A+in all Subjects	A and above	B+ and above	B and above	C+ and above	C and above	D+ and above	D grade	E grade
BOYS	SCIENCE	451	444	353	33	75	52	55	54	83	1	90	1
	HUMANITIES	19279	18705	5970	13	76	149	330	816	3918	668	11975	760
	COMMERCE	17654	17196	5343	5	34	68	182	604	3790	660	11310	543
	TOTAL	37384	36345	11666	51	185	269	567	1474	7791	1329	23375	1304
GIRLS	SCIENCE	724	716	638	74	138	93	94	106	133		78	
	HUMANITIES	14485	14194	8688	8	57	143	447	1462	6186	385	5442	64
	COMMERCE	7743	7640	4618	7	39	91	243	869	3207	162	2956	66
	TOTAL	22952	22550	13944	89	234	327	784	2437	9526	547	8476	130
TOTAL	SCIENCE	1175	1160	991	107	213	145	149	160	216	1	168	1
	HUMANITIES	33764	32899	14658	21	133	292	777	2278	10104	1053	17417	824
	COMMERCE	25397	24836	9961	12	73	159	425	1473	6997	822	14266	609
	TOTAL	60336	58895	25610	140	419	596	1351	3911	17317	1876	31851	1434

HIGHER SECONDARY EXAMINATION, MARCH 2019

9. District wise Consolidated Statistics (PERCENTAGE-EHS and All A+)

DISTRICT	SCHOOL GOING						TECHNICAL SCHOOL					OPEN SCHOOL				
	NO. OF SCHOOL	REGIS TERED	APPEA RED	EHS	% OF EHS	A+ IN ALL SUBJ	REGIS TERED	APPEA RED	EHS	% OF EHS	A+ IN ALL SUBJ	REGIS TERED	APPEA RED	EHS	% OF EHS	A+ IN ALL SUBJ
THIRUVANANTHAPURAM	176	33133	32774	27204	83.00	1196	90	90	37	41.11		2820	2707	1133	41.85	
KOLLAM	136	27713	27501	23432	85.20	1476						2021	1959	878	44.82	
PATHANAMTHITTA	87	12649	12572	9806	78.00	367	181	181	167	92.27	12	69	68	45	66.18	
ALAPPUZHA	123	23230	23107	18552	80.29	770	91	90	45	50.00		1833	1782	700	39.28	
KOTTAYAM	134	21447	21336	18182	85.22	997	116	116	70	60.34	1	1145	1119	597	53.35	1
IDUKKI	80	11008	10922	9201	84.24	496	189	188	127	67.55	4	782	757	361	47.69	3
ERNAKULAM	203	32020	31895	27383	85.85	1388	431	429	306	71.33	8	2959	2880	1213	42.12	4
THRISSUR	202	33197	33059	27805	84.11	1127	20	20	15	75.00		4632	4490	2030	45.21	3
PALAKKAD	151	29446	29243	23491	80.33	864						8242	8027	2994	37.30	18
KOZHIKODE	179	37028	36856	32228	87.44	1480	42	42	30	71.43		8247	8096	3451	42.63	46
MALAPPURAM	245	55129	54884	47664	86.84	1865	264	264	193	73.11	8	20577	20180	9175	45.47	64
WYANAD	60	9141	9093	7801	85.79	347						1855	1799	754	41.91	
KANNUR	158	29679	29539	25737	87.13	1337						3189	3116	1451	46.57	1
KASARGODE	105	14235	14116	11095	78.60	459						1965	1915	828	43.24	
GULF	8	544	543	509	93.74	32										
LAKSHADWEEP	9	1139	1119	751	67.11	11										
MAHE	6	680	679	534	78.65	32										
TOTAL	2062	371418	369238	311375	84.33	14244	1424	1420	990	69.72	33	60336	58895	25610	43.48	140

SECOND YEAR HIGHER SECONDARY EXAMINATION, MARCH 2019

10. COMPARATIVE ANALYSIS - STUDY TYPE WISE

Study Type	2019			2018			2017		
	Appeared	EHS	% EHS	Appeared	EHS	% EHS	Appeared	EHS	% EHS
SCHOOL GOING	371418	311375	84.33	369021	309065	83.75	366139	305262	83.37
TECHNICAL	1424	990	69.72	1623	1246	76.77	1826	1444	79.08
SCOLE	60336	58895	43.48	67991	25503	37.51	69600	22193	31.89
OLD SYLLABUS				3290	1748	53.13	7632	3735	49.94

11. COMPARATIVE ANALYSIS - GROUP TYPE WISE

Study Type	Group	2019			2018			2017		
		Appeared	EHS	% EHS	Appeared	EHS	% EHS	Appeared	EHS	% EHS
SCHOOL GOING	SCIENCE	179114	154112	86.04	181694	156087	85.91	182285	157218	86.25
	HUMANITIES	76022	60681	79.82	73955	56358	76.21	72586	54624	75.25
	COMMERCE	114102	96582	84.65	113372	96620	85.22	111268	93420	83.96
	TECHNICAL	1420	990	69.72	1623	1246	76.77	1826	1444	79.08
SCOLE	SCIENCE	1160	991	85.43	1057	820	77.58	1155	775	67.10
	HUMANITIES	32899	14658	44.55	33944	11534	33.98	30840	9232	29.94
	COMMERCE	24836	9961	40.11	32990	13149	39.86	37605	12186	32.41

12. COMPARATIVE ANALYSIS - SCHOOL TYPE WISE

Study Type	School Type	2019			2018			2017		
		Appeared	EHS	% EHS	Appeared	EHS	% EHS	Appeared	EHS	% EHS
SCHOOL GOING	GOVT	155487	129118	83.04	155396	127704	82.18	156574	126341	80.69
	AIDED	187296	161751	86.36	185770	160022	86.14	176392	153560	87.06
	SPECIAL	220	217	69.72	227	211	92.95	192	187	97.40
	TECHNICAL	1420	990	98.64	1623	1246	76.77	1826	1444	79.08
	UN AIDED	26235	20289	77.34	27628	21128	76.47	32981	25174	76.33
	KALAMANDALAM	78	73	93.59	95	78	82.11	79	68	86.08

13. COMPARATIVE ANALYSIS OF REGULAR SCHOOL GOING, TECHNICAL AND ARTS STUDENTS - GENDER WISE

Study Type	GENDER	2019			2018			2017		
		Appeared	EHS	% EHS	Appeared	EHS	% EHS	Appeared	EHS	% EHS
SCHOOL GOING	GIRLS	195577	178264	91.15	197633	178492	90.31	195681	175920	89.90
	BOYS	175159	134174	76.60	173106	131897	76.19	170458	129342	75.88
SCOLE	GIRLS	22550	13944	61.84	25944	13602	52.42	26789	12528	46.77
	BOYS	36345	11666	32.09	42047	11901	28.30	42811	9665	22.58

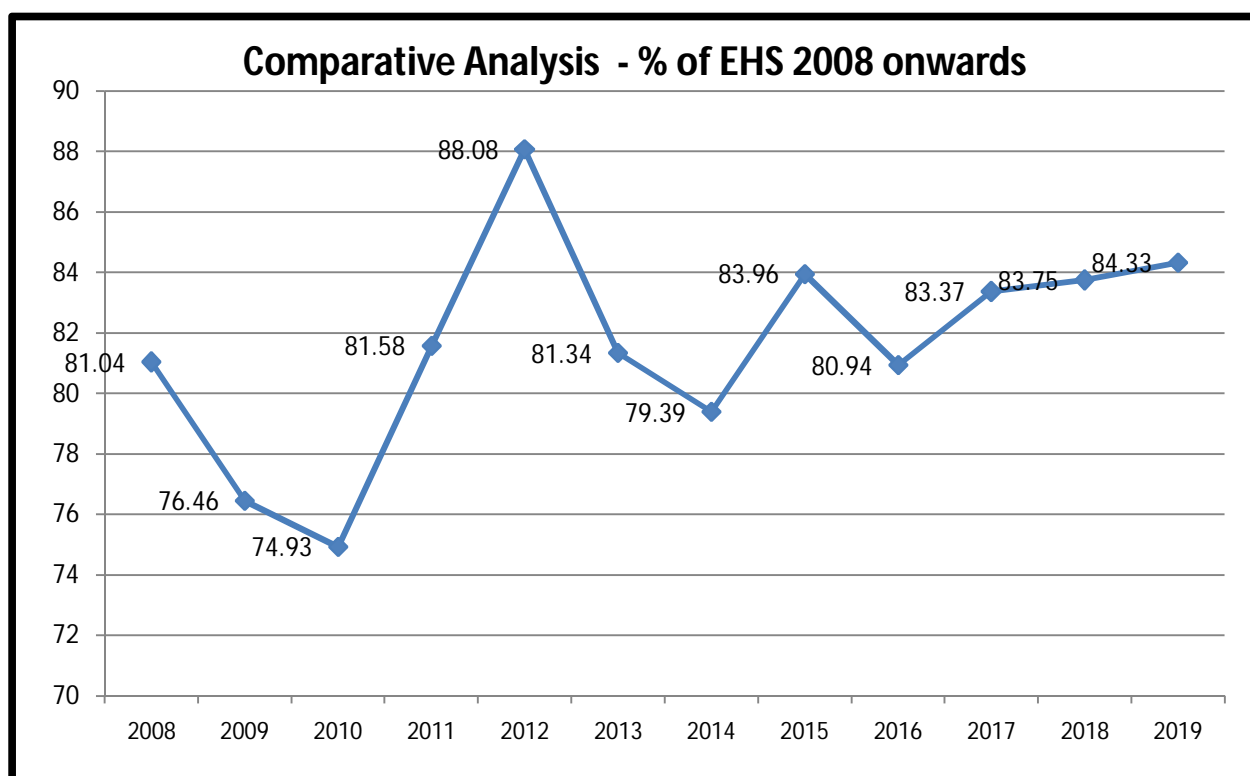
14. COMPARATIVE ANALYSIS OF REGULAR SCHOOL GOING STUDENTS - CASTE WISE (SCHOOL GOING)

Study Type	CASTE	2019			2018			2017		
		Appeared	EHS	% EHS	Appeared	EHS	% EHS	Appeared	EHS	% EHS
SCHOOL GOING	SC	37512	24838	66.21	39071	25109	64.27	39759	25508	64.16
	ST	5639	3679	65.24	5356	3402	63.52	5715	3642	63.73
	OEC	14559	11194	76.89	15471	11611	75.05	15191	11530	75.90
	OBC	215112	184578	85.81	210616	180104	85.51	208140	176554	84.82
	OTHERS	96416	87086	90.32	98507	88839	90.19	97334	88028	90.44

SECOND YEAR HIGHER SECONDARY EXAMINATION, MARCH 2019

15. COMPARATIVE ANALYSIS OF RESULTS THROUGH YEARS (SCHOOL GOING)

YEAR	No. of Candidate appeared	Boys	Girls	A+ for all subjects			EHS	%EHS
				Boys	Girls	Total		
Mar-2007	242861	112395	130466	165	290	455	175742	72.36
Mar-2008	255909	116457	139452	487	847	1334	207389	81.04
Mar-2009	261419	121422	139997	450	965	1415	199874	76.46
Mar-2010	276460	127538	148922	516	1042	1558	207155	74.93
Mar-2011	278372	128198	150174	859	1962	2821	227112	81.58
Mar-2012	293112	136613	156499	1100	2234	3334	258179	88.08
Mar-2013	315293	148656	166637	1613	3519	5132	256454	81.34
Mar-2014	342410	162374	180036	2171	4607	6778	271836	79.39
Mar-2015	343459	159999	183460	3073	7766	10839	288362	83.96
Mar-2016	361683	171147	190536	2965	6905	9870	292753	80.94
Mar-2017	366139	170458	195681	3192	8576	11768	305262	83.37
Mar-2018	369021	171830	197191	3836	10899	14735	309065	83.75
Mar-2019	369238	174042	195196	3607	10637	14244	311375	84.33



16. RESULTS PRIOR TO THE IMPLEMENTATION OF GRADING SCHEME

Year	Total Candidates appeared	Boys	Girls	Distinction	First	Second	Third	Total Pass	% of Pass
Mar-97	7334	3594	3740	295	1406	1354	1009	4064	55.41
Mar-98	7111	3287	3824	453	1519	1312	1064	4348	61.15
Mar-99	20800	9147	11653	692	3847	4675	3033	12247	58.88
Mar-00	56750	25434	31316	1147	7977	12796	9632	31552	55.60
Mar-01	85291	37591	47700	2604	15358	19225	12004	49191	57.67
Mar-02	240877	103357	137520	9980	41903	46983	43344	142210	59.04
Mar-03	273682	120806	152876	17056	50953	47771	46385	162165	59.25
Mar-04	308446	139467	168979	23833	59886	52481	46042	182242	59.08
Mar-05	332315	153070	179245	31297	69653	54829	43213	198992	59.88
Mar-06	366523	175794	190729	36529	74347	55849	50287	217012	59.21

HIGHER SECONDARY EXAMINATION, MARCH 2019
17. SUBJECT WISE GRADE COUNT (SCHOOL GOING)

Subject	A+	A	B+	B	C+	C	D+	D	E
English	36037	66895	66170	61087	58194	48890	1292	30157	508
Malayalam	109062	34565	22113	14783	9029	3696	92	1236	85
Hindi	73555	17425	11455	8348	5462	1987	53	129	3
Sanskrit	7384	905	461	225	71	5			
Arabic	24720	7864	4523	2072	613	65	1	5	1
Urdu	2211	370	35	8	1				
Tamil	218	228	200	119	56	23	1	3	1
Kannada	595	285	198	154	145	93	12	38	
French	356	132	105	40	32	2			
Latin	5	15	12	11	4				
Syriac	1126	118	39	16			1		
German	25	20	7						
Russian	117	19	8	2	1				
Physics	20692	24430	32687	41144	33912	6084	161	19972	13
Chemistry	31783	29746	34705	37027	23979	4554	117	17180	9
Biology	43047	33513	29096	22328	11817	1123	7	5718	1
Mathematics	15268	17446	21502	28006	35314	36255	573	22570	196
Computer Science	4526	4493	5695	6746	5288	1013	26	3860	4
Home Science	251	256	229	247	203	21		137	
Electronics	41	56	101	124	135	16		85	
Geology	366	434	465	570	482	181	4	203	
History	3880	6632	10460	13286	14610	11871	564	6715	80
Economics	13853	19434	26126	33912	40447	33667	1152	15601	56
Political Science	4434	7979	11783	15472	18472	15865	605	7829	40
Geography	1553	3056	4392	4838	3935	1035	54	1365	2
Sociology	2824	4819	6546	8138	8449	6284	216	2907	48
Music	9	31	52	29	24	8	3	14	
Statistics	1020	1393	1665	2153	2019	371	2	1098	
Gandhian Studies	306	482	618	681	423	44		74	
Philosophy	97	148	171	260	355	280	11	101	
Social Work	600	664	817	892	824	92		337	
Malayalam	870	471	367	304	187	113	4	51	
Hindi	76	65	56	35	35	17			
Arabic	130	107	136	108	50	9			
Kannada	17	16	5	2	3	1			
Tamil	11	19	16	11	6	7			
Sanskrit Sahitya	11	63	82	105	114	55		3	
Sanskrit Sastra	14	23	41	71	111	144	5	24	
Psychology	238	422	675	875	773	152	3	186	
Communicative English	533	1126	1567	1494	1092	124	2	685	
Computer Application	709	774	1008	1173	1191	264	9	614	1
Journalism	695	990	1051	1067	801	87		344	
English Literature	55	95	136	155	168	168	9	93	1
Anthropology	70	86	114	129	161	135	16	33	
Business Studies with functional Management	10942	12736	15611	18874	21873	20434	520	12994	83
Accountancy with Analysis of Financial statement	429	640	993	1506	2621	3278	99	2088	20
Urdu	55	2	1	1					
Islamic History	53	76	122	113	122	77	19	61	9
Accountancy with Comp.Acc.	8500	14611	20768	24790	20338	3624	47	9733	1
Mathematics	979	883	1173	1627	2417	2626	68	2022	54
Computer Application	9844	11247	13549	16169	14856	3437	107	8578	3

HIGHER SECONDARY EXAMINATION, MARCH 2019
18. SUBJECT WISE RESULT ANALYSIS (SCHOOL GOING)

Subject	Appeared	Eligible	Percentage
English	371358	340123	91.59
Malayalam	195179	193758	99.27
Hindi	118548	118401	99.88
Sanskrit	9062	9062	100
Arabic	39931	39923	99.98
Urdu	2631	2631	100
Tamil	850	846	99.53
Kannada	1527	1487	97.38
French	667	667	100
Latin	47	47	100
Syriac	1300	1300	100
German	52	52	100
Russian	150	150	100
Physics	180666	160261	88.71
Chemistry	180694	163058	90.24
Biology	147261	141448	96.05
Mathematics (Science)	178798	155420	86.92
Computer Science	31689	27803	87.74
Home Science	1345	1208	89.81
Electronics	559	474	84.79
Geology	2710	2504	92.4
History	68281	61387	89.9
Economics	184676	168781	91.39
Political Science	82678	74686	90.33
Geography	20257	18886	93.23
Sociology	40308	37326	92.6
Music	170	156	91.76
Statistics	9727	8624	88.66
Gandhian Studies	2633	2559	97.19
Philosophy	1425	1323	92.84
Social Work	4232	3894	92.01
Malayalam (Part 3)	2379	2326	97.77
Hindi (Part 3)	284	284	100
Arabic (Part 3)	541	541	100
Kannada (Part 3)	46	46	100
Tamil (Part 3)	70	70	100
Sanskrit Sahitya	434	431	99.31
Sanskrit Sastra	434	410	94.47
Psychology	3326	3139	94.38
Communicative English	6638	5948	89.61
Computer Application (Humanities)	5756	5133	89.18
Journalism	5050	4698	93.03
English Literature	887	789	88.95
Anthropology	745	712	95.57
Business Studies with FM	114269	101039	88.42
Accountancy with AFS	11691	9569	81.85
Urdu (Part 3)	59	59	100
Islamic History	652	582	89.26
Accountancy with Comp.Acc.	102524	92721	90.44
Mathematics (Commerce)	11867	9776	82.38
Computer Application (Commerce)	77865	69236	88.92

