



**GOVERNMENT OF KERALA**

**HIGHER SECONDARY EXAMINATION**

**MARCH 2018**

**RESULTS**

**GENERAL INFORMATION**

Department of Higher Secondary Education  
Thiruvananthapuram



## NOTIFICATION

No. EX I/RES/HSE/2018

Dated : 10/05/2018

### **HIGHER SECONDARY EXAMINATION RESULTS MARCH 2018**

The results of Higher Secondary Examination, March 2018 is published. The same is available in the following websites. [www.kerala.gov.in](http://www.kerala.gov.in), [www.dhsekerala.gov.in](http://www.dhsekerala.gov.in), [www.keralareults.nic.in](http://www.keralareults.nic.in), [www.results.itschool.gov.in](http://www.results.itschool.gov.in), [www.cdit.org](http://www.cdit.org), [www.examresults.kerala.gov.in](http://www.examresults.kerala.gov.in), [www.prd.kerala.gov.in](http://www.prd.kerala.gov.in), [www.results.nic.in](http://www.results.nic.in), [www.educationkerala.gov.in](http://www.educationkerala.gov.in). The results are subject to further scrutiny and modification.

Sd/-

**Imbichikoya Koutyamakanakam,**  
Directorate of Higher Secondary Education  
Housing Board Buildings,  
Santhi Nagar  
Thiruvananthapuram - 1

Secretary  
Board of Higher Secondary Examinations  
& Joint Director (Exam)  
Higher Secondary Education

# INDEX

1. GENERAL INFORMATION (MALAYALAM)
2. GENERAL INFORMATION (ENGLISH)
3. RESULT AT A GLANCE (HIGHER SECONDARY SCHOOLS)
4. ABSTRACT OF RESULTS
5. SCHOOL CATEGORYWISE RESULTS
6. ABSTRACTS OF RESULTS (CATEGORY WISE)
7. CONSOLIDATED STATISTICS (SCHOOLGOING REGULAR, TECHNICAL, ARTS)
8. CONSOLIDATED STATISTICS (OPEN SCHOOL)
9. DISTRICTWISE CONSOLIDATED STATISTICS (EHS-PERCENTAGE)
10. COMPARATIVE ANALYSIS (STUDY TYPE WISE)
11. COMPARATIVE ANALYSIS (GROUP TYPE WISE)
12. COMPARATIVE ANALYSIS (SCHOOL TYPE WISE)
13. COMPARATIVE ANALYSIS (GENDER WISE)
14. COMPARATIVE ANALYSIS (CASTE WISE)
15. COMPARATIVE ANALYSIS (THROUGH YEARS)
16. RESULTS PRIOR TO THE IMPLEMENTATION OF GRADING SCHEME
17. SUBJECT WISE GRADE COUNT (SCHOOL GOING)
18. SUBJECT WISE RESULT ANALYSIS (SCHOOL GOING)

# HIGHER SECONDARY EXAMINATION RESULTS

MARCH 2018

## GENERAL INFORMATION

**369021** school going regular students appeared for the Higher Secondary Examination, March 2018 from **2042** schools and **309065** became eligible for higher studies (EHS), the percentage of results for this year being **83.75**, last year the percentage was **83.37**. The department congratulates especially the **180** candidates who secured 1200 scores out of 1200 and the **14735** students who got A+ in all subjects.

Result statistics reveal that of the **197633** girls who took the exam, **178492 (90.31%)** became eligible for higher studies, while from among the **173106** boys **131897 (76.19%)** qualified for higher studies. The statistics for the various streams show that in the science stream **156087 (85.91%)** candidates qualified for higher studies from the **181694** who took the exam, while in the humanities stream it is **56358 (76.21%)** candidates out of **73955**. And in the commerce stream **96620 (85.22%)** candidates qualified for higher studies among the **113372** candidates who appeared for the exam.

In the sector wise results the Aided sector tops with **86.14%** (out of **185770** candidates **160022** qualified for higher studies) followed by the Government sector **82.18%** (**127704** candidates out of **155396** became eligible for higher studies). In the unaided sector the percentage of E.H.S is **76.47** (**21128** candidates qualified for higher studies out of **27628**).

Eligibility for higher studies is D+ or above grade for all subjects with 30% scores in theory alone and an aggregate total of 30% in theory, practical evaluation and continuous evaluation taken together.

Double valuation was done for the answer scripts of Physics, Chemistry and Mathematics. The tabulations of all subjects were done online.

Among the districts, **Kannur** District with a percentage of **86.75** tops the list while **Pathanamthitta** is the district with the lowest percentage ie. **77.16%**. **Malappuram** District tops the list with **1935** candidates scoring A+ grade in all subjects.

Among the schools **St. Mary's HSS Pattom** presented the highest number of candidates for the exam ie. **834** and came out with a pass percentage of **94.60%** followed by **SVHSS Palemaed (721 candidates 83.63%)** and **MSM HSS Kallingalparamba, Malappuram (694 Candidates 94.52%)**

In addition to **369021** school going regular students, students from the following categories also appeared for higher secondary examination, March 2018.

**a. TECHNICAL STREAM**

The Technical Stream of the Higher Secondary Course is run by technical schools. In the technical Stream **1631** candidates took the higher secondary examination, March 2018 from **15** technical schools. **1246** Candidates became eligible for higher studies, the pass percentage being **76.77**. Last year it was **79.08 %**. Among the technical stream students who became eligible for higher studies **33** secured A+ in all subjects.

**b. ART STREAM**

The Art Stream is conducted in the Kalamandalam Art School. This year 95 students appeared for the higher secondary examination and **78** qualified for higher studies. The pass percentage is **82.11**.

**c. SCOLE KERALA**

**67991** candidates appeared for the higher secondary examination, March 2018 in various streams through State Council for Open and Life Long Education (SCOLE) and **25503** qualified for higher studies. The percentage of results is **37.51** Last year it was **31.89**. Among the students who were presented by the SCOLE, 109 secured A+ in all subjects.

**d. OLD SYLLABUS CANDIDATES**

Candidates of March 2010 to March 2015 higher secondary examinations who failed to attain D+ or above grades for all subjects and who had attended the first year higher secondary improvement examination in July 2017 also registered for March 2018 examination as old syllabus candidates. Out of **3290** students in this category, **1748** students qualified for higher studies (**53.13%**).

### **SAY/IMPROVEMENT EXAMINATION**

Those students who registered and appeared for the first time in the HSE 2018 March and failed to obtain sufficient grade for a pass in any subject can apply for the SAY examination to obtain D+ and above in such subjects. Those who appeared as old syllabus candidates and obtained D+ or above in 5 subjects and remained in- eligible in one subject can appear for the SAY examination to become eligible for higher studies. Old Syllabus candidates who remain ineligible for more than one subject cannot apply for SAY examination. Those students who appeared for the examination for the first time in March 2018 and obtained D+ or above in all subjects can also appear for any one subject at the SAY/Improvement examination so as to improve the grade obtained in that subject.

The 2018 SAY/IMP examination will be conducted from 05/06/2018 to 12/06/2018. The notification for the examination will be issued on 10/05/2018 and students who desire to appear for the examination shall submit the application in the schools in which they appeared for the March 2018 examination.

### **REVALUATION/PHOTOCOPY/SCRUTINY of Answer Scripts**

The students can apply for revaluation/photocopy/scrutiny of all subjects except (Physics, Chemistry and Mathematics) of March 2018 examination from 10/06/2018 onwards. The cutoff date for the submission of application is 15/05/2018. The uploading link for the same will be available to schools till 16/05/2018.

The department acknowledges the services rendered by the Higher Secondary School Teachers, Principals, Lab Assistants, Staff members of the Higher Secondary Directorate, Regional Deputy Directors, District Coordinators, Assistant Coordinators, DDs, DPI, VHSE, General Education Department, NIC, System Managers, Kerala State IT Mission, Police Department, Postal Department and BSNL to facilitate an error free declaration of results. Last but not the least sincere thanks are also due to the media and media persons who always supported us throughout the conduct of examination and valuation.

Trhiruvananthapuram  
10/05/2018

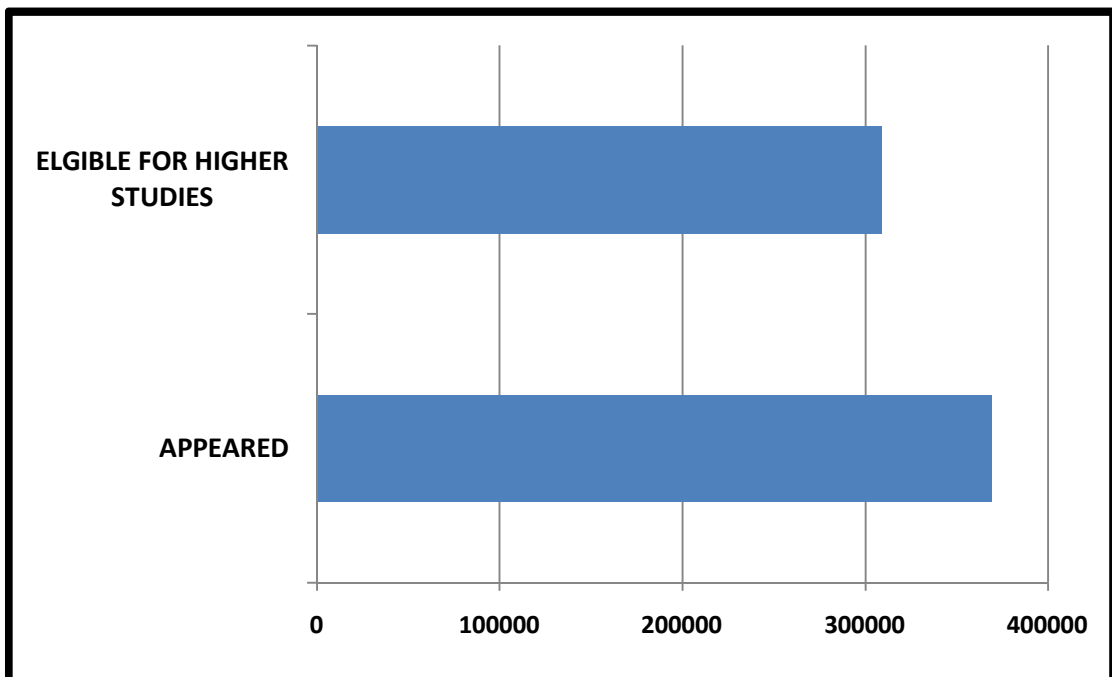
**Imbichikoya Koutyamakanakam**  
Secretary and Joint Director  
Board of Higher Secondary  
Examinations, Kerala

## HIGHER SECONDARY EXAMINATION, MARCH 2018

### 3. RESULT AT A GLANCE

(School Going – Regular)

REGISTERED	APPEARED	ELIGIBLE FOR HIGHER STUDIES	AGGREGATE PERCENTAGE
370792	369021	309065	83.75



## HIGHER SECONDARY EXAMINATION, MARCH 2018

### 4. ABSTRACT OF RESULTS

CANDIDATE TYPE	REGISTERED	APPEARED	ELGIBLE FOR HIGHER STUDIES	% OF EHS
SCHOOL GOING	370792	369021	309065	83.75
TECHNICAL SCHOOL	1631	1623	1246	76.77
ART SCHOOL	97	95	78	82.11
OPEN SCHOOL	69439	67991	25503	37.51
Compartmental (New Scheme )	20301	16269	5349	32.88
Compartmental (Old Scheme )	4312	3290	1748	53.13

## HIGHER SECONDARY EXAMINATION, MARCH 2018

### 5. SCHOOL CATEGORY WISE RESULTS (School Going)

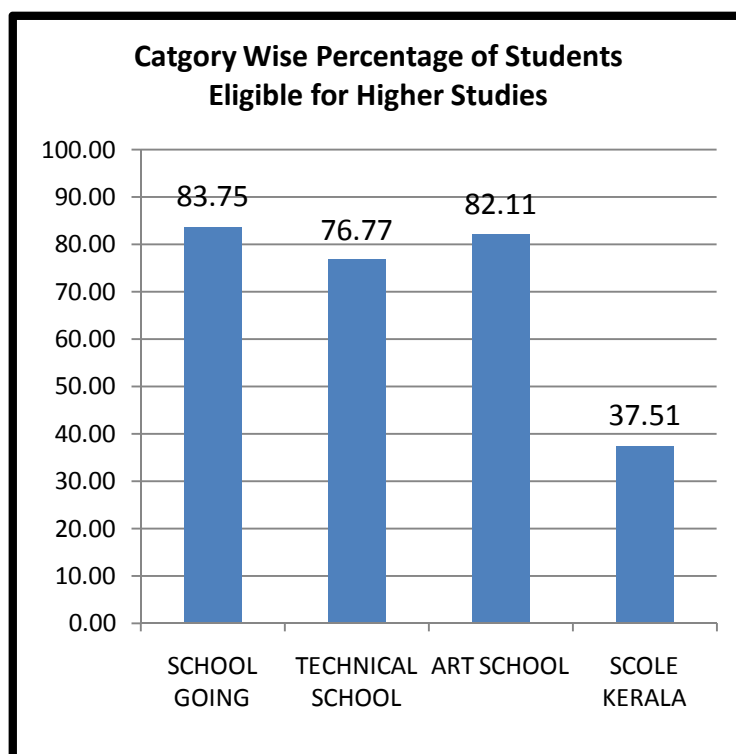
School Category	No. of Schools	Registered	Appeared	Eligible for Higher studies	% EHS
Government	826	156321	155396	127704	82.18
Aided	855	186480	185770	160022	86.14
Technical	15	1631	1623	1246	76.77
Special	10	227	227	211	92.95
Un-Aided	351	27764	27628	21128	76.47
Kalamandalam (Art)	1	97	95	78	82.11



## HIGHER SECONDARY EXAMINATION, MARCH 2018

### 6. ABSTRACT OF RESULTS (Category wise)

STUDY TYPE	GROUP	REGISTERED	APPEARED	ELIGIBLE FOR HIGHER STUDIES	AGGREGATE PERCENTAGE
<b>HIGHER SECONDARY SCHOOLS</b>	<b>SCIENCE</b>	182359	181694	156087	85.91
	<b>HUMANITIES</b>	74569	73955	56358	76.21
	<b>COMMERCE</b>	113864	113372	96620	85.22
	<b>TOTAL</b>	<b>370792</b>	<b>369021</b>	<b>309065</b>	<b>83.75</b>
<b>TECHNICAL SCHOOL</b>		<b>1631</b>	<b>1623</b>	<b>1246</b>	<b>76.77</b>
<b>ART SCHOOL</b>		<b>97</b>	<b>95</b>	<b>78</b>	<b>82.11</b>
<b>OPEN SCHOOL</b>	<b>SCIENCE</b>	1068	1057	820	77.58
	<b>HUMANITIES</b>	34723	33944	11534	33.98
	<b>COMMERCE</b>	33648	32990	13149	39.86
	<b>TOTAL</b>	<b>69439</b>	<b>67991</b>	<b>25503</b>	<b>37.51</b>
<b>COMPARTMENTAL (NEW SYLLABUS)</b>		<b>20301</b>	<b>16269</b>	<b>5349</b>	<b>32.88</b>
<b>COMPARTMENTAL (OLD SYLLABUS)</b>		<b>4312</b>	<b>3290</b>	<b>1748</b>	<b>53.13</b>



HIGHER SECONDARY EXAMINATION, MARCH 2018

7. CONSOLIDATED STATISTICS (School Going Regular, Technical, Arts)

Category	Group	Registered	Appeared	Total Eligible	A+ in all Subjects	A and above	B+ and above	B and above	C+ and above	C and above	D+ and above	D grade	E grade
BOYS	SCIENCE	81229	80835	64965	3166	6630	9493	12930	16671	15630	445	15577	293
	HUMANITIES	33950	33571	21112	111	256	634	1969	5650	11719	773	12164	295
	COMMERCE	57753	57424	44886	559	1794	3890	7571	13760	16704	608	12223	315
	TECHNICAL	1245	1238	911	18	65	88	154	290	277	19	324	3
	ART	40	38	23			2	2	6	13		15	
	<b>TOTAL</b>	<b>174217</b>	<b>173106</b>	<b>131897</b>	<b>3854</b>	<b>8745</b>	<b>14107</b>	<b>22626</b>	<b>36377</b>	<b>44343</b>	<b>1845</b>	<b>40303</b>	<b>906</b>
GIRLS	SCIENCE	101130	100859	91122	8403	16386	18808	19453	17362	10631	79	9650	87
	HUMANITIES	40619	40384	35246	559	1358	3215	7199	11876	10912	127	5083	55
	COMMERCE	56111	55948	51734	1937	5475	9839	12992	13163	8269	59	4089	125
	TECHNICAL	386	385	335	15	44	64	59	100	51	2	48	2
	ART	57	57	55		5	10	24	5	11		2	
	<b>TOTAL</b>	<b>198303</b>	<b>197633</b>	<b>178492</b>	<b>10914</b>	<b>23268</b>	<b>31936</b>	<b>39727</b>	<b>42506</b>	<b>29874</b>	<b>267</b>	<b>18872</b>	<b>269</b>
TOTAL	SCIENCE	182359	181694	156087	11569	23016	28301	32383	34033	26261	524	25227	380
	HUMANITIES	74569	73955	56358	670	1614	3849	9168	17526	22631	900	17247	350
	COMMERCE	113864	113372	96620	2496	7269	13729	20563	26923	24973	667	16312	440
	TECHNICAL	1631	1623	1246	33	109	152	213	390	328	21	372	5
	ART	97	95	78		5	12	26	11	24		17	
	<b>TOTAL</b>	<b>372520</b>	<b>370739</b>	<b>310389</b>	<b>14768</b>	<b>32013</b>	<b>46043</b>	<b>62353</b>	<b>78883</b>	<b>74217</b>	<b>2112</b>	<b>59175</b>	<b>1175</b>

## HIGHER SECONDARY EXAMINATION, MARCH 2018

### 8. CONSOLIDATED STATISTICS (Open School Regular)

Category	Group	Registered	Appeared	Total Eligible	A+in all Subjects	A and above	B+ and above	B and above	C+ and above	C and above	D+ and above	D grade	E grade
<b>BOYS</b>	SCIENCE	440	437	327	36	62	54	67	48	60		110	
	HUMANITIES	19727	19228	4609	6	47	117	265	729	2965	480	13810	809
	COMMERCE	22866	22382	6965	3	37	129	211	873	4955	757	14883	534
	<b>TOTAL</b>	<b>43033</b>	<b>42047</b>	<b>11901</b>	<b>45</b>	<b>146</b>	<b>300</b>	<b>543</b>	<b>1650</b>	<b>7980</b>	<b>1237</b>	<b>28803</b>	<b>1343</b>
<b>GIRLS</b>	SCIENCE	628	620	493	50	95	74	87	99	88		126	1
	HUMANITIES	14996	14716	6925	4	34	73	297	1092	5090	335	7675	116
	COMMERCE	10782	10608	6184	10	37	86	311	1149	4366	225	4392	32
	<b>TOTAL</b>	<b>26406</b>	<b>25944</b>	<b>13602</b>	<b>64</b>	<b>166</b>	<b>233</b>	<b>695</b>	<b>2340</b>	<b>9544</b>	<b>560</b>	<b>12193</b>	<b>149</b>
<b>TOTAL</b>	SCIENCE	1068	1057	820	86	157	128	154	147	148	0	236	1
	HUMANITIES	34723	33944	11534	10	81	190	562	1821	8055	815	21485	925
	COMMERCE	33648	32990	13149	13	74	215	522	2022	9321	982	19275	566
	<b>TOTAL</b>	<b>69439</b>	<b>67991</b>	<b>25503</b>	<b>109</b>	<b>312</b>	<b>533</b>	<b>1238</b>	<b>3990</b>	<b>17524</b>	<b>1797</b>	<b>40996</b>	<b>1492</b>

**HIGHER SECONDARY EXAMINATION, MARCH 2018**

**9. District wise Consolidated Statistics (PERCENTAGE-EHS and All A+)**

DISTRICT	SCHOOL GOING						TECHNICAL SCHOOL					OPEN SCHOOL				
	NO. OF SCHOOL	REGIS TERED	APPEA RED	EHS	% OF EHS	A+ IN ALL SUBJ	REGIS TERED	APPEA RED	EHS	% OF EHS	A+ IN ALL SUBJ	REGIS TERED	APPEA RED	EHS	% OF EHS	A+ IN ALL SUBJ
THIRUVANANTHAPURAM	175	32852	32570	26677	81.91	1275	120	115	39	33.91		3906	3792	1319	34.78	2
KOLLAM	136	27551	27391	22995	83.95	1381						2323	2250	845	37.56	
PATHANAMTHITTA	86	12895	12812	9886	77.16	381	210	210	197	93.81	15	90	90	54	60	
ALAPPUZHA	122	23474	23367	18594	79.57	735	104	104	67	64.42		2422	2357	914	38.78	
KOTTAYAM	133	21790	21727	18289	84.18	1053	149	149	85	57.05	1	1548	1523	807	52.99	2
IDUKKI	80	11027	10995	9412	85.6	522	194	194	145	74.74	1	1174	1159	551	47.54	2
ERNAKULAM	204	32383	32277	27794	86.11	1481	473	473	406	85.84	8	4054	3970	1674	42.17	4
THRISSUR	202	33175	33052	27766	84.01	1206	40	40	31	77.5		5352	5250	2148	40.91	1
PALAKKAD	150	29293	29101	23192	79.69	892						8867	8675	2580	29.74	25
KOZHIKODE	179	36961	36808	31865	86.57	1549	45	44	36	81.82		9899	9699	3508	36.17	26
MALAPPURAM	244	54118	53915	46110	85.52	1935	296	294	240	81.63	8	21756	21379	8093	37.85	47
WYANAD	60	9104	9042	7792	86.18	341						1969	1929	672	34.84	
KANNUR	158	29725	29623	25699	86.75	1408						4005	3906	1552	39.73	
KASARGODE	105	14239	14146	11252	79.54	497						2074	2012	786	39.07	
GULF	8	594	593	558	94.1	32										
LAKSHADWEEP	9	955	947	654	69.06	11										
MAHE	6	656	655	530	80.92	36										
<b>TOTAL</b>	<b>2057</b>	<b>370792</b>	<b>369021</b>	<b>309065</b>	<b>83.75</b>	<b>14735</b>	<b>1631</b>	<b>1623</b>	<b>1246</b>	<b>76.77</b>	<b>33</b>	<b>69439</b>	<b>67991</b>	<b>25503</b>	<b>37.51</b>	<b>109</b>

## SECOND YEAR HIGHER SECONDARY EXAMINATION, MARCH 2018

### 10. COMPARATIVE ANALYSIS - STUDY TYPE WISE

Study Type	2018			2017			2016		
	Appeared	EHS	% EHS	Appeared	EHS	% EHS	Appeared	EHS	% EHS
<b>SCHOOL GOING</b>	369021	309065	83.75	366139	305262	83.37	361683	292753	80.94
<b>TECHNICAL</b>	1623	1246	76.77	1826	1444	79.08	1782	1397	78.40
<b>SCHOLE</b>	67991	25503	37.51	69600	22193	31.89	67027	23533	35.11
<b>OLD SYLLABUS</b>	3290	1748	53.13	7632	3735	49.94	22893	8339	36.43

### 11. COMPARATIVE ANALYSIS - GROUP TYPE WISE

Study Type	Group	2018			2017			2016		
		Appeared	EHS	% EHS	Appeared	EHS	% EHS	Appeared	EHS	% EHS
<b>SCHOOL GOING</b>	<b>SCIENCE</b>	181694	156087	85.91	182285	157218	86.25	182180	148744	81.65
	<b>HUMANITIES</b>	73955	56358	76.21	72586	54624	75.25	72500	56008	77.25
	<b>COMMERCE</b>	113372	96620	85.22	111268	93420	83.96	107003	88001	82.24
	<b>TECHNICAL</b>	1623	1246	76.77	1826	1444	79.08	1782	1397	78.40
<b>SCHOLE</b>	<b>SCIENCE</b>	1057	820	77.58	1155	775	67.10	942	444	47.13
	<b>HUMANITIES</b>	33944	11534	33.98	30840	9232	29.94	29052	10078	34.69
	<b>COMMERCE</b>	32990	13149	39.86	37605	12186	32.41	37033	13011	35.13

## 12. COMPARATIVE ANALYSIS - SCHOOL TYPE WISE

Study Type	School Type	2018			2017			2016		
		Appeared	EHS	% EHS	Appeared	EHS	% EHS	Appeared	EHS	% EHS
SCHOOL GOING	GOVT	155396	127704	82.18	156574	126341	80.69	152698	121635	79.66
	AIDED	185770	160022	86.14	176392	153560	87.06	175572	146094	83.21
	SPECIAL	227	211	92.95	192	187	97.40	186	183	98.39
	TECHNICAL	1623	1246	76.77	1826	1444	79.08	1782	1397	78.40
	UN AIDED	27628	21128	76.47	32981	25174	76.33	33227	24841	74.76
	KALAMANDALAM	95	78	82.11	79	68	86.08	69	55	79.71

## 13. COMPARATIVE ANALYSIS OF REGULAR SCHOOL GOING, TECHNICAL AND ARTS STUDENTS - GENDER WISE

Study Type	GENDER	2018			2017			2016		
		Appeared	EHS	% EHS	Appeared	EHS	% EHS	Appeared	EHS	% EHS
SCHOOL GOING	GIRLS	197633	178492	90.31	195681	175920	89.90	191075	167634	87.73
	BOYS	173106	131897	76.19	170458	129342	75.88	172459	126571	73.39
SCOLE	GIRLS	25944	13602	52.42	26789	12528	46.77	25781	12986	50.37
	BOYS	42047	11901	28.30	42811	9665	22.58	41246	10547	25.57

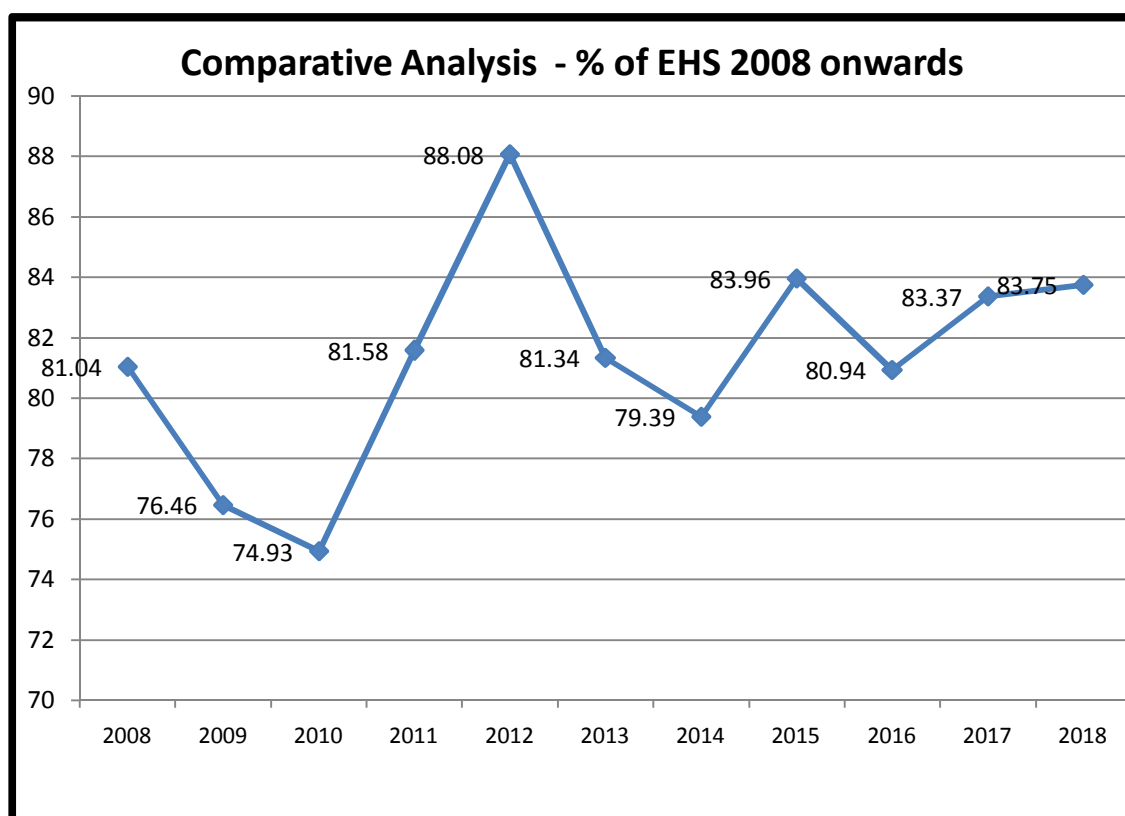
## 14. COMPARATIVE ANALYSIS OF REGULAR SCHOOL GOING STUDENTS - CASTE WISE (SCHOOL GOING)

Study Type	CASTE	2018			2017			2016		
		Appeared	EHS	% EHS	Appeared	EHS	% EHS	Appeared	EHS	% EHS
SCHOOL GOING	SC	39071	25109	64.27	39759	25508	64.16	37875	23132	61.07
	ST	5356	3402	63.52	5715	3642	63.73	5049	3101	61.42
	OEC	15471	11611	75.05	15191	11530	75.90	13136	9225	70.23
	OBC	210616	180104	85.51	208140	176554	84.82	218315	180004	82.45
	OTHERS	98507	88839	90.19	97334	88028	90.44	87308	77290	88.53

**SECOND YEAR HIGHER SECONDARY EXAMINATION, MARCH 2018**

**15. COMPARATIVE ANALYSIS OF RESULTS THROUGH YEARS (SCHOOL GOING)**

YEAR	No. of Candidate appeared	Boys	Girls	A+ for all subjects			EHS	%EHS
				Boys	Girls	Total		
Mar-2007	242861	112395	130466	165	290	455	175742	72.36
Mar-2008	255909	116457	139452	487	847	1334	207389	81.04
Mar-2009	261419	121422	139997	450	965	1415	199874	76.46
Mar-2010	276460	127538	148922	516	1042	1558	207155	74.93
Mar-2011	278372	128198	150174	859	1962	2821	227112	81.58
Mar-2012	293112	136613	156499	1100	2234	3334	258179	88.08
Mar-2013	315293	148656	166637	1613	3519	5132	256454	81.34
Mar-2014	342410	162374	180036	2171	4607	6778	271836	79.39
Mar-2015	343459	159999	183460	3073	7766	10839	288362	83.96
Mar-2016	361683	171147	190536	2965	6905	9870	292753	80.94
Mar-2017	366139	170458	195681	3192	8576	11768	305262	83.37
Mar-2018	369021	171830	197191	3836	10899	14735	309065	83.75



## 16. RESULTS PRIOR TO THE IMPLEMENTATION OF GRADING SCHEME

Year	Total Candidates appeared	Boys	Girls	Distinction	First	Second	Third	Total Pass	% of Pass
Mar-97	7334	3594	3740	295	1406	1354	1009	4064	55.41
Mar-98	7111	3287	3824	453	1519	1312	1064	4348	61.15
Mar-99	20800	9147	11653	692	3847	4675	3033	12247	58.88
Mar-00	56750	25434	31316	1147	7977	12796	9632	31552	55.60
Mar-01	85291	37591	47700	2604	15358	19225	12004	49191	57.67
Mar-02	240877	103357	137520	9980	41903	46983	43344	142210	59.04
Mar-03	273682	120806	152876	17056	50953	47771	46385	162165	59.25
Mar-04	308446	139467	168979	23833	59886	52481	46042	182242	59.08
Mar-05	332315	153070	179245	31297	69653	54829	43213	198992	59.88
Mar-06	366523	175794	190729	36529	74347	55849	50287	217012	59.21



**HIGHER SECONDARY EXAMINATION, MARCH 2018**  
**17. SUBJECT WISE GRADE COUNT (SCHOOL GOING)**

Subject	A+	A	B+	B	C+	C	D+	D	E
English	33995	61669	65501	63613	60335	48279	1200	33991	438
Malayalam	91414	41719	26206	16728	9764	3877	118	1606	80
Hindi	77996	19806	12028	7912	4455	1431	49	183	2
Sanskrit	7317	839	413	206	54	1		1	
Arabic	24798	7975	3815	1361	265	21		1	1
Urdu	2104	380	23	2					
Tamil	265	235	201	113	57	20	1	7	1
Kannada	530	344	251	173	135	59	7	40	
French	421	121	68	23	15				
Latin	19	20	13	2					
Syriac	1179	81	22	8					
German	21	23	20	7	1				
Russian	119	14	10	1					
Physics	20367	28400	35444	40049	31754	6346	149	19282	10
Chemistry	22705	29252	36259	40002	28567	5375	104	19553	1
Biology	37858	32359	29974	25300	13796	1346	9	7166	
Mathematics	27492	21720	24031	27459	30801	26823	495	21020	149
Computer Science	4504	5519	6652	7203	5262	1008	22	3010	4
Home Science	289	286	287	255	158	25	1	98	
Electronics	77	75	104	139	121	26		16	
Geology	235	340	466	575	526	214	4	242	
History	2496	6020	10225	13918	15224	11843	454	6175	49
Economics	9914	15687	23404	33390	43723	36286	919	18596	42
Political Science	3686	7518	11746	15964	18707	14965	509	7783	54
Geography	1051	2589	4290	4927	4307	1199	41	1305	
Sociology	2980	5394	7314	8297	7904	4973	148	2242	15
Music	16	28	46	35	17	9		8	
Statistics	881	1334	1835	2411	1844	272	2	1003	
Gandhian Studies	317	530	693	653	319	16		41	
Philosophy	43	125	190	277	357	294	3	118	
Social Work	578	768	815	950	688	89		248	
Malayalam	937	604	355	261	130	53	3	27	
Hindi	97	54	42	34	32	14	3	1	
Arabic	175	159	115	88	33	2			
Kannada	25	7	1	1					
Tamil	14	27	13	10	8	6			
Sanskrit Sahitya	21	52	82	88	102	75	6	3	
Sanskrit Sastra	22	24	62	79	112	116	6	8	
Psychology	211	438	661	847	670	107	2	209	
Communicative English	392	1037	1672	1710	1042	108		507	
Computer Application	690	888	1018	1215	1040	181	3	550	
Journalism	459	874	1160	1249	815	92	1	250	
English Literature	69	131	170	176	143	113	6	67	2
Anthropology	74	93	112	142	172	120	5	14	
Business Studies with FM	12244	16789	19907	21503	21395	14810	442	6404	35
Accountancy with AFS	664	869	1307	1956	2893	2749	68	1572	4
Urdu	39	8	3	1		1			
Islamic History	53	99	147	170	101	59	25	40	1
Accountancy with Comp.Acc.	7176	13497	20594	25128	20678	2918	36	11338	5
Mathematics	956	968	1396	2062	2751	2377	47	1427	17
Computer Application	11506	14578	15018	15589	11764	2822	94	5478	1

**HIGHER SECONDARY EXAMINATION, MARCH 2018**  
**18. SUBJECT WISE RESULT ANALYSIS (SCHOOL GOING)**

Subject	Appeared	Eligible	Percentage
English	369021	334592	90.67
Malayalam	191512	189826	99.12
Hindi	123862	123677	99.85
Sanskrit	8831	8830	99.99
Arabic	38237	38235	99.99
Urdu	2509	2509	100.00
Tamil	900	892	99.11
Kannada	1539	1499	97.40
French	648	648	100.00
Latin	54	54	100.00
Syriac	1290	1290	100.00
German	72	72	100.00
Russian	144	144	100.00
Physics	181801	162509	89.39
Chemistry	181818	162264	89.25
Biology	147808	140642	95.15
Mathematics (Science)	179990	158821	88.24
Computer Science	33184	30170	90.92
Home Science	1399	1301	92.99
Electronics	558	542	97.13
Geology	2602	2360	90.70
History	66404	60180	90.63
Economics	181961	163323	89.76
Political Science	80932	73095	90.32
Geography	19709	18404	93.38
Sociology	39267	37010	94.25
Music	159	151	94.97
Statistics	9582	8579	89.53
Gandhian Studies	2569	2528	98.40
Philosophy	1407	1289	91.61
Social Work	4136	3888	94.00
Malayalam	2370	2343	98.86
Hindi	277	276	99.64
Arabic	572	572	100.00
Kannada	34	34	100.00
Tamil	78	78	100.00
Sanskrit Sahitya	429	426	99.30
Sanskrit Sastra	429	421	98.14
Psychology	3145	2936	93.35
Communicative English	6468	5961	92.16
Computer Application (Humanities)	5585	5035	90.15
Journalism	4900	4650	94.90
English Literature	877	808	92.13
Anthropology	732	718	98.09
Business Studies with FM	113529	107090	94.33
Accountancy with AFS	12082	10506	86.96
Urdu	52	52	100.00
Islamic History	695	654	94.10
Accountancy with Comp.Acc.	101370	90027	88.81
Mathematics (Commerce)	12001	10557	87.97
Computer Application (Commerce)	76850	71371	92.87